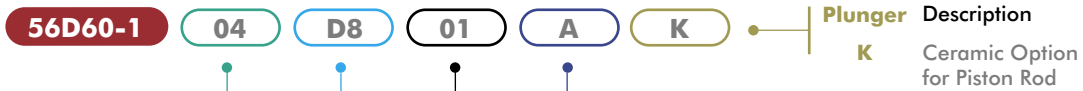



56D60-1


Manual Pin Package | Dual Shaft | Ordering Information




Piston Rod	Description
04	NAAMS Standard
A4	NAAMS Standard Rotated 180°



Accessories	Description
00	No Accessories
01	Locking Device for Retracted Position. Mountable on both sides (86D60H1000001)




Stroke	Description
B	20 mm Stroke (86D0-1000000B)
A	40 mm Stroke (86D0-1000000A)
C	60 mm Stroke (86D0-1000000C)



Sensor*	Description
L6	Cover Plate (86D0-100L6)
D8	with 90° M12x1 Swivel Connector (86D0-100D8)

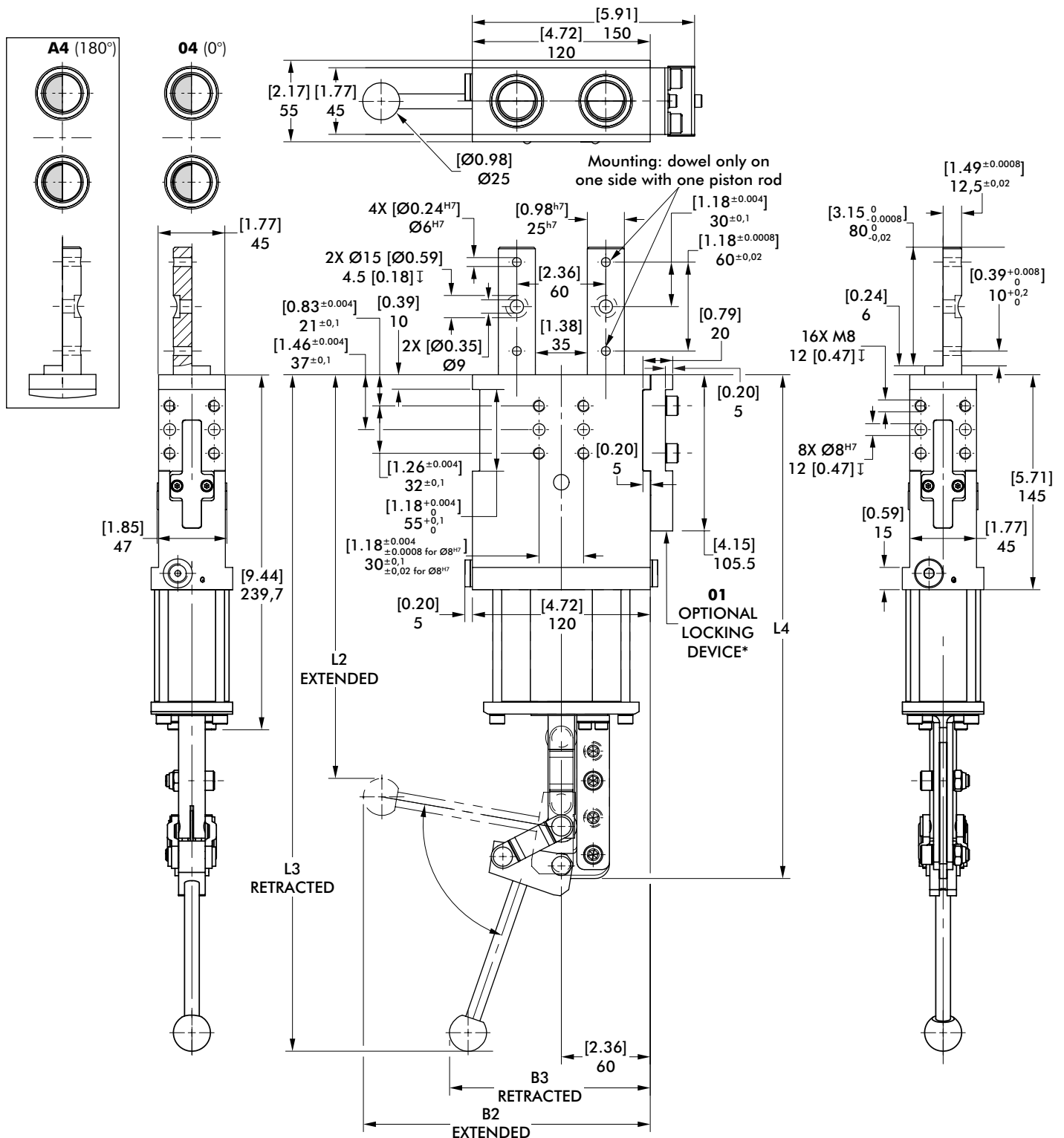
*Sensors can be mounted on opposite side by customer.



56D60-1

Stroke Option: A, B, C

Manual Pin Package | Dual Shaft | Dimensions and Technical Specifications



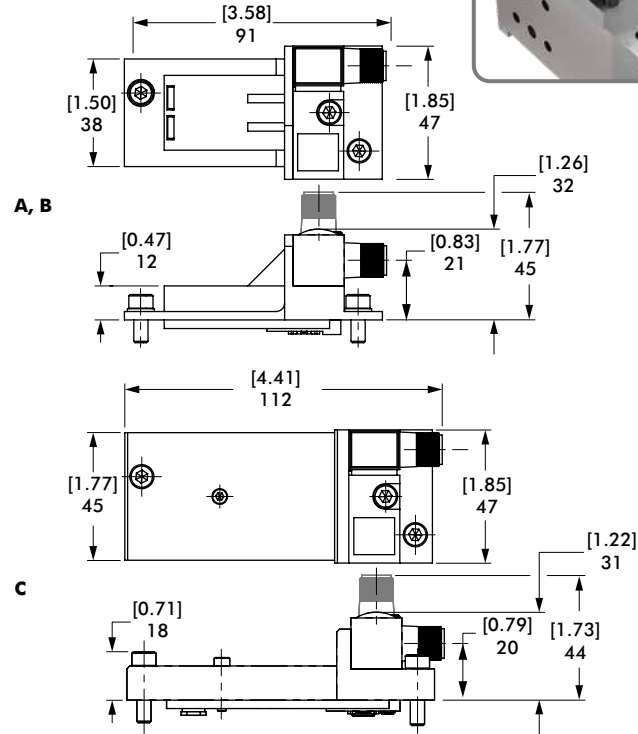
*Locking Device/Sensors can be mounted on either side of unit.

Base Model	Stroke Option	Stroke +2 [0.08] mm [in]	~B2 (extended) mm [in]	~B3 (retracted) mm [in]	~L2 (extended) mm [in]	~L3 (retracted) mm [in]	~L4	Opening Angle α	Weight Kg [lbs]
56D60H1	B	20 [0.79]	193 [7.60]	167 [6.57]	290 [11.42]	450 [17.72]	358 [14.09]	63.3°	5,78 [12.74]
	A	40 [1.57]	196 [7.72]	191 [7.52]	319 [12.56]	432 [17.01]	378 [14.88]	43°	5,79 [12.76]
	C	60 [2.36]	194 [7.64]	136 [5.35]	273 [10.75]	457 [17.99]	340 [13.39]	80.9°	5,76 [12.69]

56D60-1 SENSORS

Manual Pin Package | Dual Shaft | Dimensions and Technical Specifications

D8 Inductive Sensing System with 90° Swivel Connector



Inductive Sensor Wiring Diagram

Sensing system immune to interference from AC / DC arc welding.

